




From Punitive to Positive: Shifting the Model of Citation and Licensing Education

Facilitated by David Kelly, Jr., Kristin Conlin, and Cathleen O'Neal

University of Baltimore





Learning Outcomes

- Describe and critique theories and pedagogies that are more inclusive and less harmful as they relate to writing and citation style
- Describe the role of citation as part of “writing as a process”
- Develop a plan to implement an inclusive model at your own institution
- Understand and become comfortable with levels of expertise and "not knowing"

Agenda

- Welcome and Introductions
- Theories & Pedagogies
- Open Pedagogy
- Our Process & Product
 - Analyze institutional context
 - SWOT analysis
 - Your Context
- Closing



Our Approach



WE ARE HERE TO LEARN
FROM EACH OTHER!



WE'LL PRACTICE OPEN
PEDAGOGY



Theories and Pedagogies



Destigmatize

- Destigmatize negative attitudes about plagiarism and move away from deficit model practices.





Rhetoric as a "way of knowing"

Rhetoric is a "way of knowing" that leads to some understanding of the truth" (Villanueva, 2017, p. 5).

When composing words, we are also composing understandings and knowledges, hence constructing and making sense of ideology, power and relations (Godbee, 2017 p.59 5).





Self-Agency & Positive Framing

- Foster **Self-Agency** - shifting from negative-tutorial to positive-resource moves students' engagement from reactionary to pro-actively engage in iterative cycle of research and writing
- **Reframing** this as a resource to better engage in the writing process, writers are in a better position to critically examine their process.
- Power of positive framing and transfer of knowledge.




Open Pedagogy

- Acknowledges expertise of the creator & makes space for participatory and collaborative content creation.
- Students must be shown that the content they create has value.



Discussion

- What is the culture at your institution?
- How does your institution approach plagiarism and citation?
- How does your institution approach writing instruction?





Our Process, Part 1

- Old tutorial was retired.
- CELTT (Cathleen's group) designed a resource site.
- The Academic Support Committee reviewed it.
- COVID started.
- CELTT, the RLB library, and the Writing Center worked on a new version.





Slide Title	Duration
Citations and Licensin...	00:20
How do I use this tuto...	00:15 <input checked="" type="checkbox"/>
How do I use this tuto...	00:15
How do I use this tuto...	00:30
Course Overview	00:10
Section 1: Introductio...	00:15
Why do we cite?	00:15 <input checked="" type="checkbox"/>
Why must we cite?	00:15 <input checked="" type="checkbox"/>
What purpose do citati...	02:00 <input checked="" type="checkbox"/>
What is Plagiarism?	00:10 <input checked="" type="checkbox"/>
What are common cita...	05:00
When should I cite?	02:00
Do I need to cite com...	00:15
How can I adhere to ci...	05:00



This tutorial contains four sections. Click "Introduction to Academic Writing" to begin.

1

Introduction to Academic Writing



2

Quoting and Paraphrasing

3

The 5 R's and You

4

Resources for Academic Writing



Table Of Contents



Slide Title	Duration	
What are some strate...	02:00	
What happens if I plag...	05:00	
What happens if I plag...	00:30	
Slide 28	05:00	<input checked="" type="checkbox"/>
Section 3: The 5 R's a...	00:15	<input checked="" type="checkbox"/>
What is copyright?	00:15	<input checked="" type="checkbox"/>
What does copyright ...	00:15	
What is Creative Com...	05:33	<input checked="" type="checkbox"/>
What are the 5 R's?	05:00	<input checked="" type="checkbox"/>
What do the Creative ...	01:00	
What are the Creative ...	03:00	
How can I use the 5'R...	00:30	
How can I use the 5'R...	00:30	
Section 4: Resources f...	00:15	

How can I use the 5 R's and Creative Commons Licenses?

Watch the video below to hear Kristin Conlin, Reference and Instruction Librarian, discuss the 5 R's and how you can use them.

Creative Commons and 5 R's

Creative Commons and 5 R's

The following content is revised, remixed, and redistributed with content created by David Wiley using [CC BY license](#)

00:03 / 02:53

Table Of Contents



Slide Title Duration

- What are the 5 R's? 05:00
- What do the Creative ... 01:00
- What are the Creative ...03:00
- How can I use the 5'R... 00:30
- How can I use the 5'R... 00:30
- Section 4: Resources f... 00:15
- How can the Robert L...00:15
- How can the Writing C...00:15
- What is TurnItIn? 00:30
- How can I access my ... 00:30
- How do I interpret my... 00:30
- How do I navigate my... 05:00
- How do I navigate my... 10:10
- References 00:15

How do I navigate my TurnItIn Similarity Report?

When you open your Similarity report, your work will be displayed in this section.


There will be highlighted areas to indicate similarity.



TurnItIn Similarity reports contain information that can help you improve as a writer.

Click the red plus signs to learn about each part of the TurnItIn Similarity report.






Our Process, Part 2

- We shared the tutorial with the AST for review.
- We're kinda stuck!





Strengths, Opportunities, Weakness, and Threats (SWOT) Analysis



Strengths

- Interdisciplinary effort
- Institutional interest in the endeavor

Opportunities

- Engage stakeholders across institution
- Reframe attitudes about plagiarism among faculty, staff, and students
- Develop student self-efficacy, agency and autonomy

Weaknesses

- Lack of clarity and consensus about the end product
- Bureaucracy of decision making

Threats

- Bureaucracy
- Decision-making stakeholders' values may differ
- Perceived value of the reframing itself



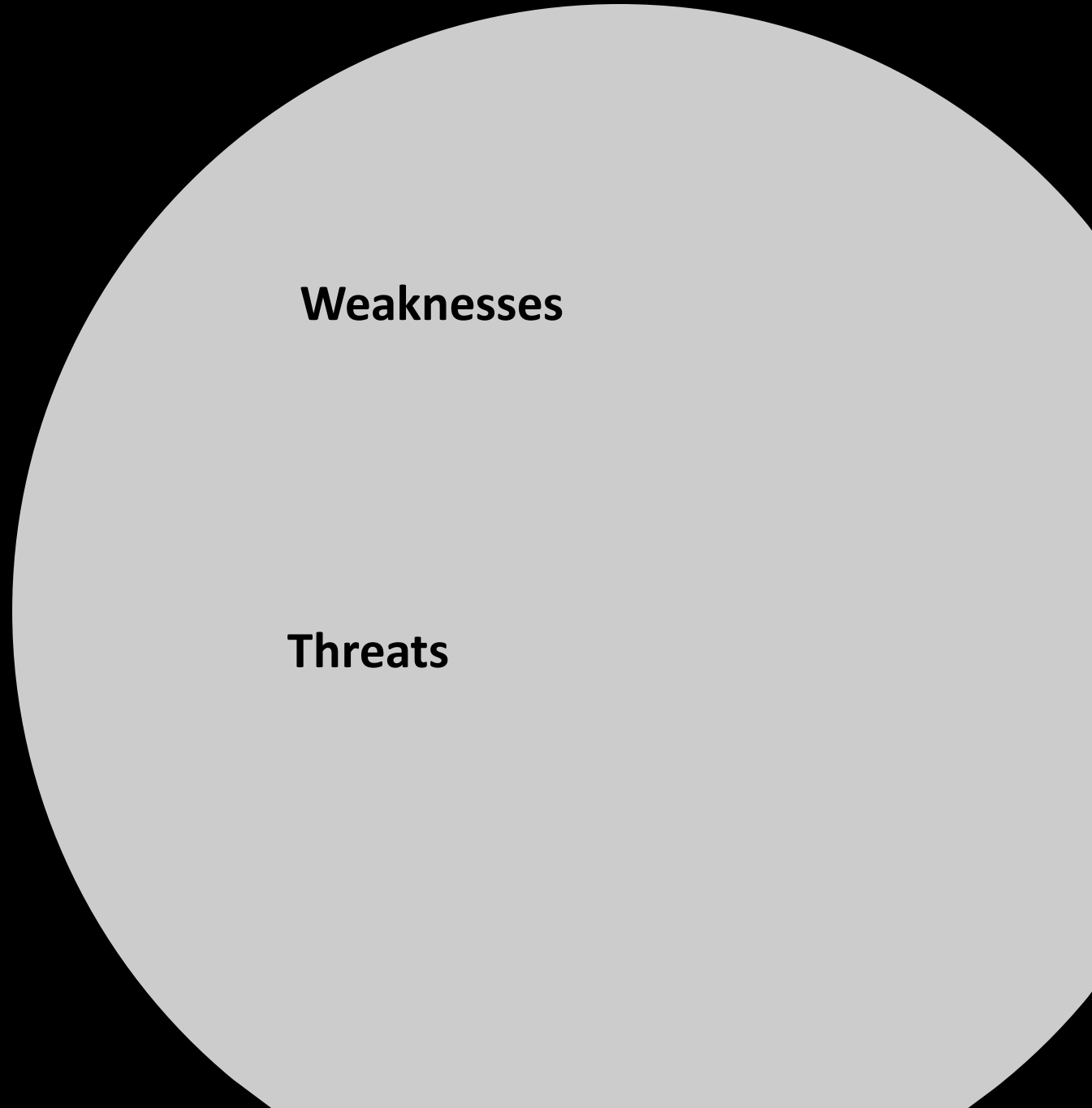
Your SWOT Analysis

Strengths

Opportunities


Weaknesses

Threats



Discussion

- Who at your institution could you partner with to implement the changes you'd like to see?
- What challenges might you encounter?





Now What?